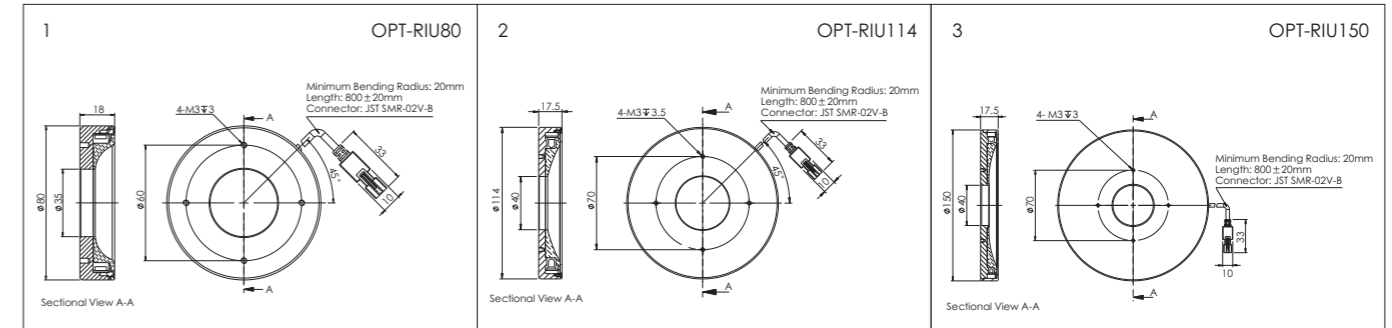


Model Table

No.	Model	Output ●	Output ● ● ●	Recommended controller
1	OPT-RIU80	24V/0.8W	24V/1.5W	OPT-DPA1024E
2	OPT-RIU114	24V/1.6W	24V/2.8W	OPT-DPA1024E
3	OPT-RIU150	24V/1.2W	24V/3.6W	OPT-DPA1024E

Dimensional Drawings [mm]



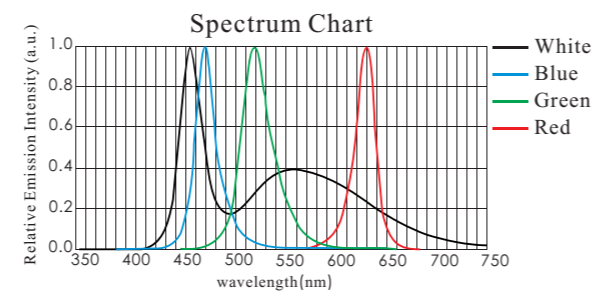
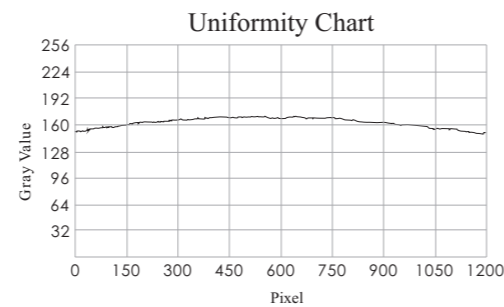
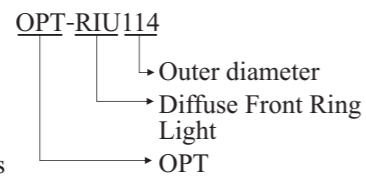
Product Features

- 1 Spherical design to eliminate the reflections on the surface effectively
- 2 Special diffuser reduces reflections close to the performance of dome illuminations.

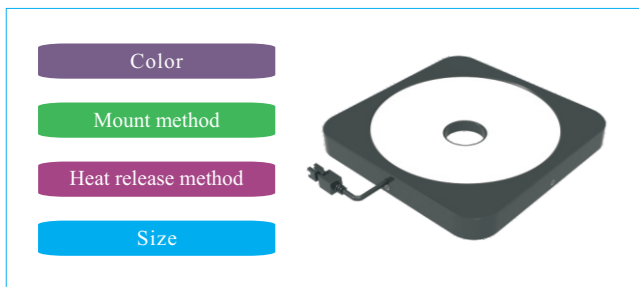
Application Cases

- ◆ Recognition and inspection of characters and images on reflective surfaces
- ◆ Inspection of electronic parts and glass products
- ◆ Inspection of punched metal parts
- ◆ Inspection of plastic injections

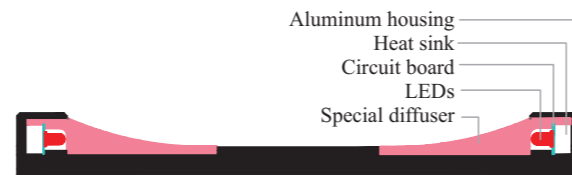
Selection Guide



Customization Options



Section Structure Drawing

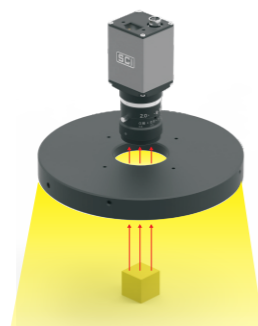


Application Example

Inspected item: gear defects inspection



Original Image



Illuminated



Result Image