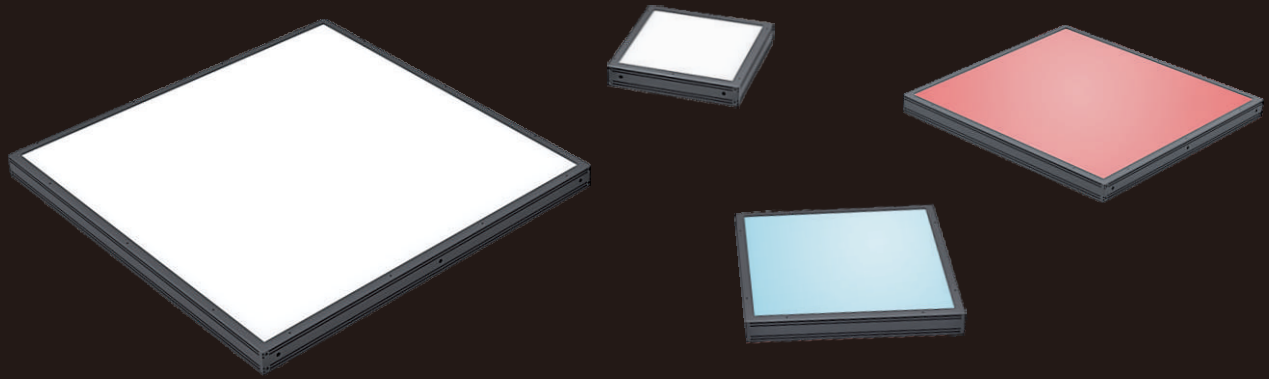


# Bottom Back Lights OPT-FL Series



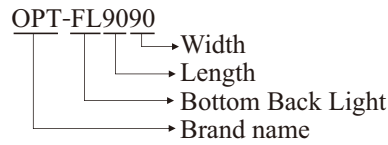
## Product Features

- 1 Using high density LEDs to provide high intensity uniform illumination
- 2 Maximized design for emitting surface, suitable for compact mounting environment
- 3 With mounting holes for all sides, suitable for flexible mounting

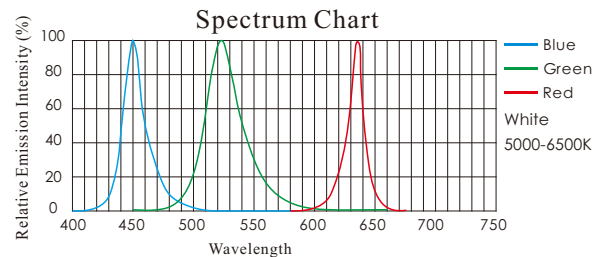
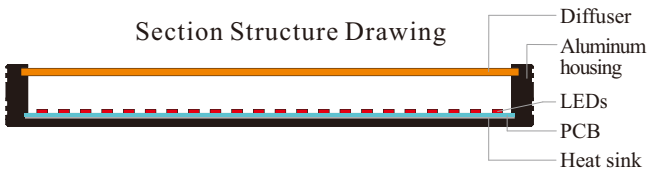
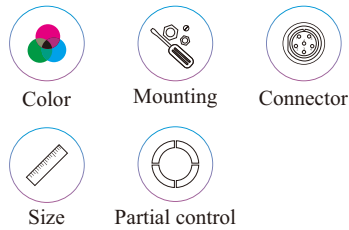

## Application Cases

- ◆ Geometric measurement of mechanical details
- ◆ Electronic components, IC contour detection
- ◆ Blur inspection for film
- ◆ Transparent objects scratches detection

## Selection Guide

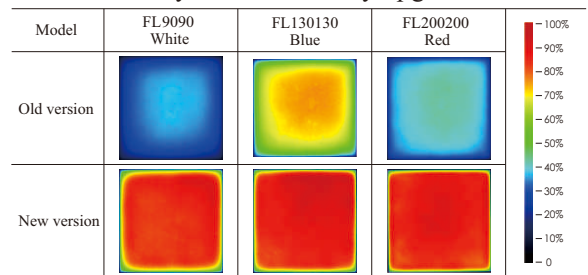


## Customization Options



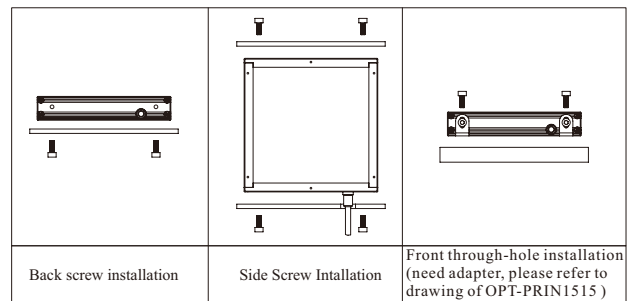
Remarks: data above only for your reference. It may be different in applications

## Intensity and Uniformity upgrade



The uniformity and intensity of the new version FL lights is better than the old version FL lights

## Different mounting ways



## Application Example


### Metal parts quantity counting



Original image



Illuminated



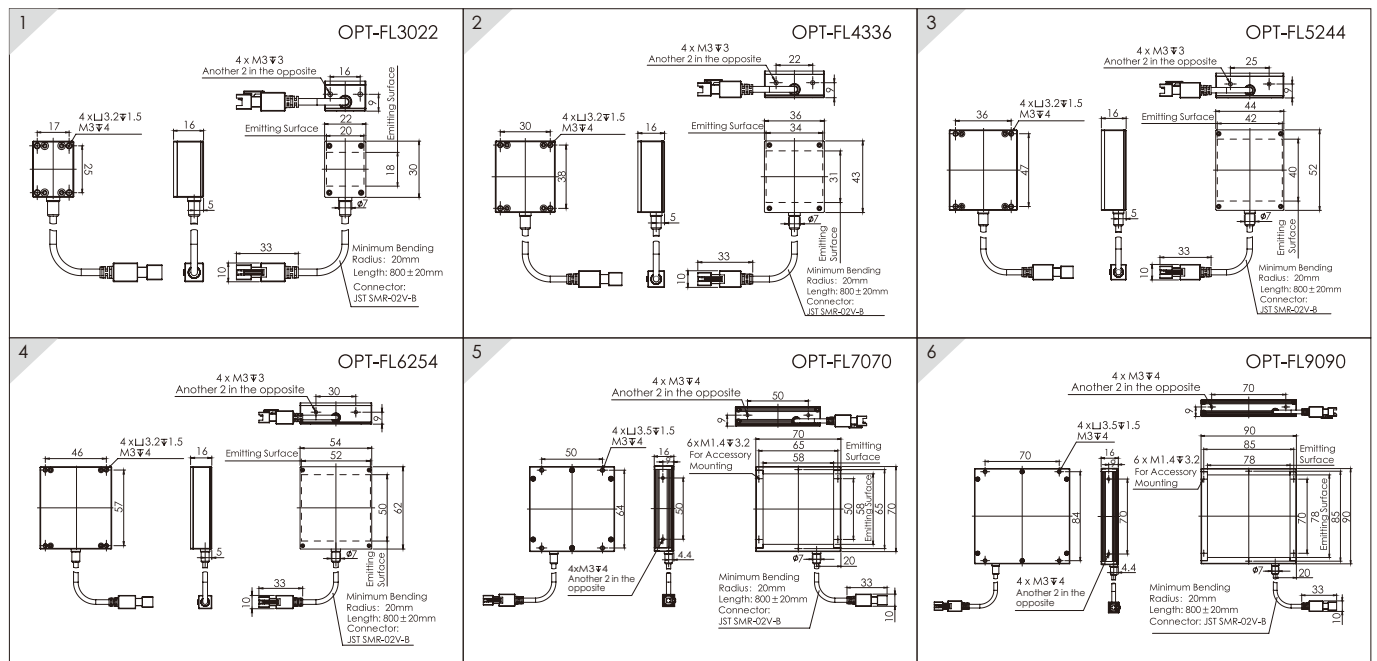
Result image

Model Table

No.	Model	Color	Output	Recommended Controller
1	OPT-FL3022	○	24V/1.6W	OPT-DPA1024E OPT-AP1024F
		●	24V/1.3W	
		●	24V/1.2W	
		●	24V/1.4W	
2	OPT-FL4336	○	24V/2.7W	OPT-DPA1024E OPT-AP1024F
		●	24V/2.0W	
		●	24V/2.3W	
3	OPT-FL5244	○	24V/3.4W	OPT-DPA1024E OPT-AP1024F
		●	24V/3W	
		●	24V/2.9W	
		●	24V/3.3W	
4	OPT-FL6254	○	24V/4.9W	OPT-DPA1024E OPT-AP1024F
		●	24V/4.4W	
		●	24V/4.1W	
		●	24V/4.3W	
5	OPT-FL7070	○	24V/6.3W	OPT-DPA1024E OPT-AP1024F
		●	24V/4.7W	
		●	24V/4.6W	
		●	24V/5.3W	
6	OPT-FL9090	○	24V/8W	OPT-DPA1024E OPT-AP1024F
		●	24V/6.6W	
		●	24V/6.4W	
		●	24V/8W	
7	OPT-FL110110	○	24V/11.4W	OPT-DPA1024E OPT-AP1024F
		●	24V/9.7W	
		●	24V/8.8W	
		●	24V/12.4W	

No.	Model	Color	Output	Recommended Controller
8	OPT-FL130130	○	24V/16W	OPT-DPA1024E OPT-AP1024F
		●	24V/14W	
		●	24V/14.4W	
		●	24V/14.8W	
9	OPT-FL150150	○	24V/18.6W	OPT-DPA1024E OPT-AP1024F
		●	24V/15.7W	
		●	24V/17.7W	
		●	24V/18.9W	
10	OPT-FL175175	○	24V/24.5W	OPT-DPA2024E
		●	24V/18.9W	
		●	24V/21W	
		●	24V/21.5W	
11	OPT-FL200200	○	24V/29W	OPT-DPA2024E
		●	24V/23.4W	
		●	24V/21.3W	
		●	24V/26.2W	
12	OPT-FL225225	○	24V/36.7W	OPT-DPA2024E
		●	24V/28.9W	
		●	24V/21.3W	
		●	24V/31.1W	
13	OPT-FL250250	○	24V/41.5W	OPT-DPA2024E
		●	24V/33.8W	
		●	24V/27.3W	
		●	24V/39.5W	

Dimensional Drawings



Dimensional Drawings

