

DOME LIGHTS


Ideal for indirect homogeneous illumination of curved surfaces or objects.

COMPACT DESIGN

HOMOGENOUS LIGHT FIELD

UNIVERSAL MOUNTING

ROUGH, METAL HOUSING



CONFIGURATION

Ordering Code

DL	120	R
DLU	90	R
Dome Light	active illumination area	wavelength

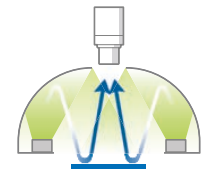
DL

model series	active illumination area	wavelength
DL-120W	120 mm	white
DL-120B	120 mm	470 nm
DL-120R	120 mm	633 nm
DL-160W	160 mm	white
DL-160B	160 mm	470 nm
DL-160R	160 mm	633 nm
DL-210W	210 mm	white
DL-210B	210 mm	470 nm
DL-210R	210 mm	633 nm

DLU

model series	active illumination area	wavelength
DLU-90W	90x90 mm	white
DLU-90B	90x90 mm	470 nm
DLU-90R	90x90 mm	633 nm
DLU-140W	140x90 mm	white
DLU-140B	140x90 mm	470 nm
DLU-140R	140x90 mm	633 nm

WAYS OF USE



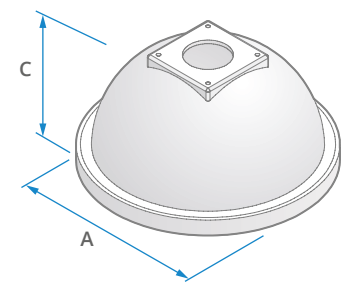
BASIC ELECTRIC PARAMETERS

Model	Current max.	Input max.
DL-120W	208 mA	5 W
DL-120B	250 mA	6 W
DL-120R	125 mA	2,5 W
DL-160W	250 mA	6 W
DL-160B	291 mA	7 W
DL-160R	125 mA	3 W
DL-210W	291 mA	7 W
DL-210B	333 mA	8 W
DL-210R	166 mA	4 W

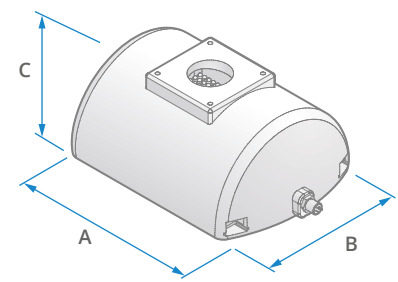
Model	Proud max.	Input max.
DLU-90W	208 mA	5 W
DLU-90B	187 mA	4,5 W
DLU-90R	104 mA	2,5 W
DLU-140W	312 mA	7,5 W
DLU-140B	291 mA	7 W
DLU-140R	166 mA	4 W

DIMENSIONS AND WEIGHT

Model	A Ø (mm)	C height (mm)	Active lighting area	Weight
DL-120...	181	88	Ø114	479 g
DL-160...	232	110,2	Ø161	872 g
DL-210...	271	132,5	Ø208	905 g

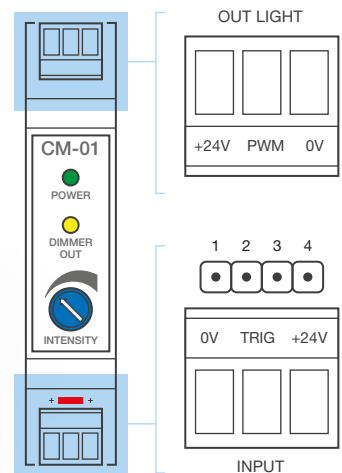


Model	A length (mm)	B width (mm)	C height (mm)	Active lighting area	Weight
DLU-90...	134	118	69	90 × 90 mm	157 g
DLU-140...	180	118	69	140 × 90 mm	210 g



CONTROLLER CM-01

Universal illumination intensity controller
Trigger signal input



TERMINAL BOX OUTPUT "OUT LIGHT" - LIGHT CONNECTION

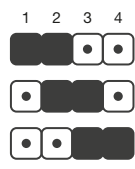
- Terminal +24 V** light positive pole
- Terminal PWM** PWM signal
- Terminal 0 V** light negative pole

TERMINAL BOX INPUT "INPUT" - POWER SUPPLY AND CONTROL SIGNAL CONNECTION

- Terminal +24 V** positive pole of 24 V DC Power Supply
- Terminal 0 V** negative pole of 24 V DC Power Supply
- Terminal TRIG** trigger signal from camera, PLC, etc.

CM-01 MODE OPTION

- 1 - 2 Enable - constant light
- 2 - 3 Not used
- 1 - 2 Invert trig - light during log 0 signal

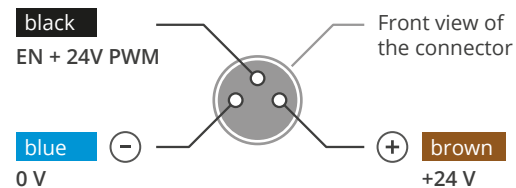


OVERALL BASIC INFORMATION

Technical data

Voltage	24 V DC
IP category	IP20
Protection Category	III
Ambient temperature	-20 - +40 °C
Isolation resistance	500 V
Housing material	ABS

CONNECTOR PIN ASSIGNMENT



ACCESSORIES INCLUDED

5 m straight cable

OPTIONAL ACCESSORIES

5 m angular cable (DLU series only)

Company Office

Smart View s.r.o.
Nivy 313
765 02 Otrokovice
Czech Republic
+420 601 575 797
+420 602 457 497
info@smartview.cz
www.smartview.cz

International Sales Slovakia

MTS, spol. s r.o.
Krivá 53
027 55 Krivá
Slovakia
+421 43 5819 111
mts@mts.sk
www.mts.sk