

Model Table

No.	Model	Output ●	Output ○ ● ●	Recommended controller
1	OPT-RIG9000	--	0.29A/7W	OPT-DPA1024E
2	OPT-RIG12000	--	0.33A/7.92W	OPT-DPA6024

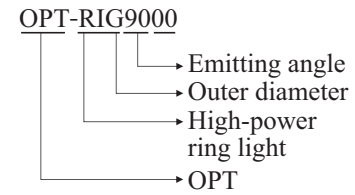
Product Features

- High-power LEDs, high-density LED array, special lens, more than 2 times intensity of standard ring lights
- Suitable for long working distance

Application Cases

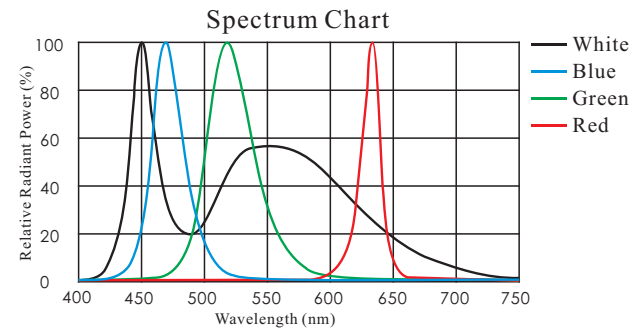
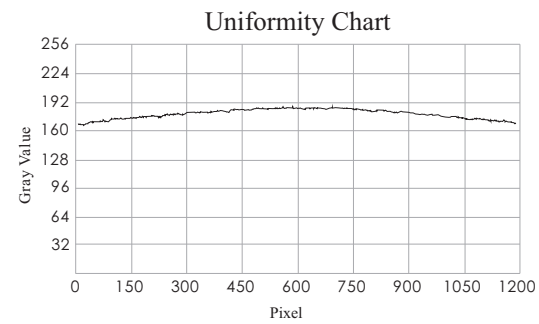
- High-speed on-line inspection
- Long working distance
- Large area illumination

Selection Guide

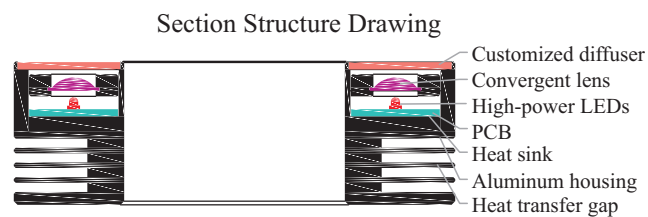
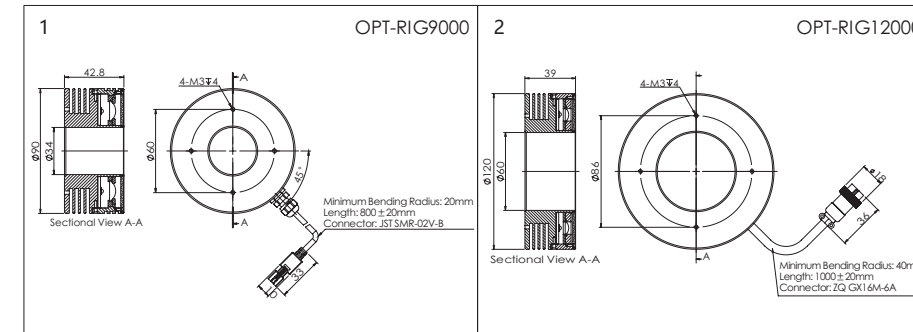


Customization Options

- Color
- Shape and size
- Combination of light sources
- Outer and inner diameter
- Mount method
- Connector
- Emitting surface
- Emitting angle





Dimensional Drawings [mm]




Application Example

Connector pins inspection



Original Image



Result Image