


High Power Bar Lights OPT-LIG Series



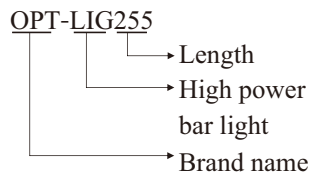
Product Features

- 1 Three times intensity of OPT-LI series lights
- 2 Dimension of emitting surface can be made from 60 mm to 2000 mm
- 3 Long working distance available due to high-power LEDs

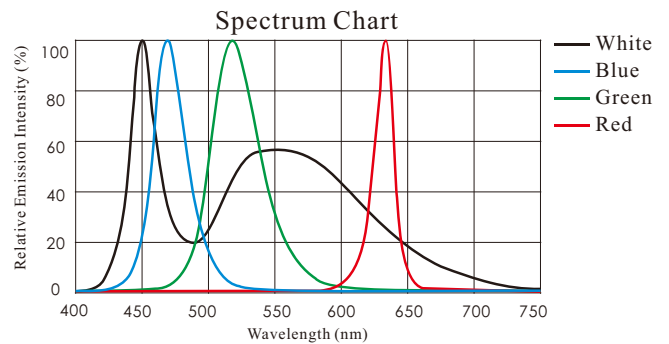
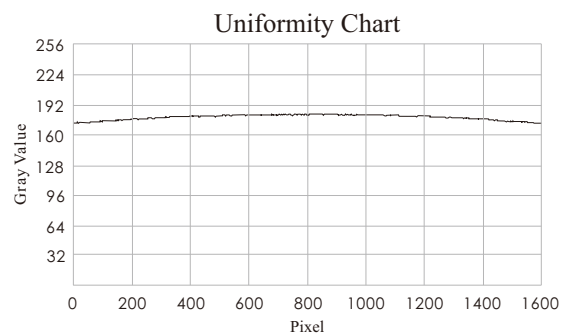
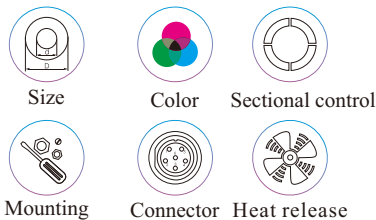
Application Cases

- ◆ Long work distance illumination
- ◆ High speed on line illumination
- ◆ Big FOV illumination

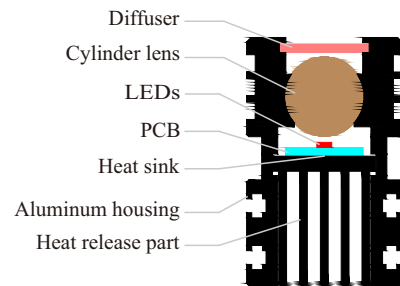
Selection Guide



Customization Options



Section Structure Drawing




Application Example

Letter inspection



Original Image



Illuminated



Result Image

Model Table

No.	Model	Output ●	Output ● ●	Recommended controller
1	OPT-LIG135	0.2A/4.8W	0.58A/13.9W	OPT-DPA1024E
2	OPT-LIG255	0.7A/16.8W	0.8A/19.2W	OPT-DPA1024E
2	OPT-LIG375	1.2A/28.8W	1.2A/28.8W	OPT-DPA6024
3	OPT-LIG495	1.6A/38.4W	1.6A/38.4W	OPT-DPA6024

Dimensional Drawings [mm]

