

Model Table

No.	Model	Output ●	Output ○●●	Recommended controller
1	OPT-RID52	0.13A/3.1W	0.15A/3.6W	OPT-DPA1024E
2	OPT-RID70	0.15A/3.6W	0.2A/4.8W	OPT-DPA1024E
3	OPT-RID95	0.16A/3.9W	0.23A/5.5W	OPT-DPA1024E
4	OPT-RID100	0.28A/6.7W	0.26A/6.3W	OPT-DPA1024E
5	OPT-RID150	0.27A/6.4W	0.44A/10.6W	OPT-DPA1024E
6	OPT-RID180	0.36A/8.6W	0.42A/10.1W	OPT-DPA1024E
7	OPT-RID240	0.5A/12W	1.2A/28.8W	OPT-DPA6024
8	OPT-RID350	1.6A/38.4W	2A/48W	OPT-DPA6024

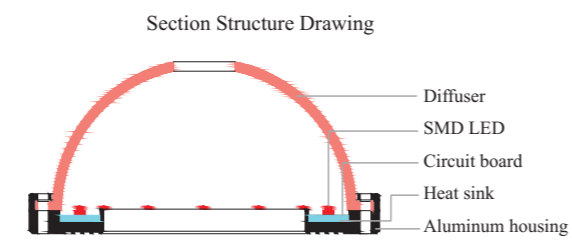
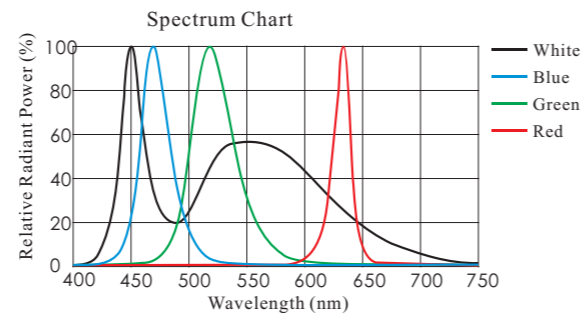
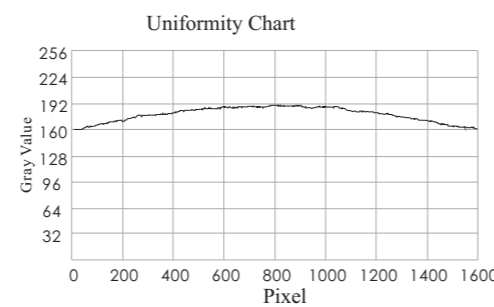
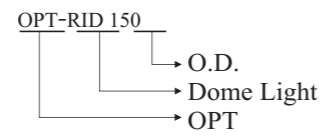
Product Features

- Using special diffuser, providing uniform and shadowless lighting
- Eliminating reflections shadows, ideal choice for glossy and curved surfaces

Application Cases

- Inspection of curved and uneven surfaces
- Inspection of highly reflective metal and glass surfaces

Selection Guide



Dimensional Drawings [mm]

Customization Options

Application Example

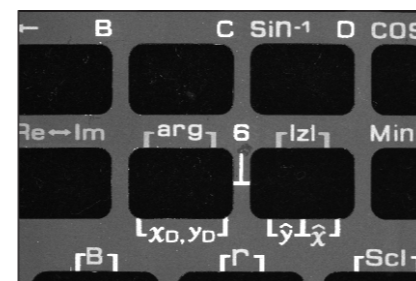
Inspected item: Calculator buttons



Original Image



Illuminated



Result Image