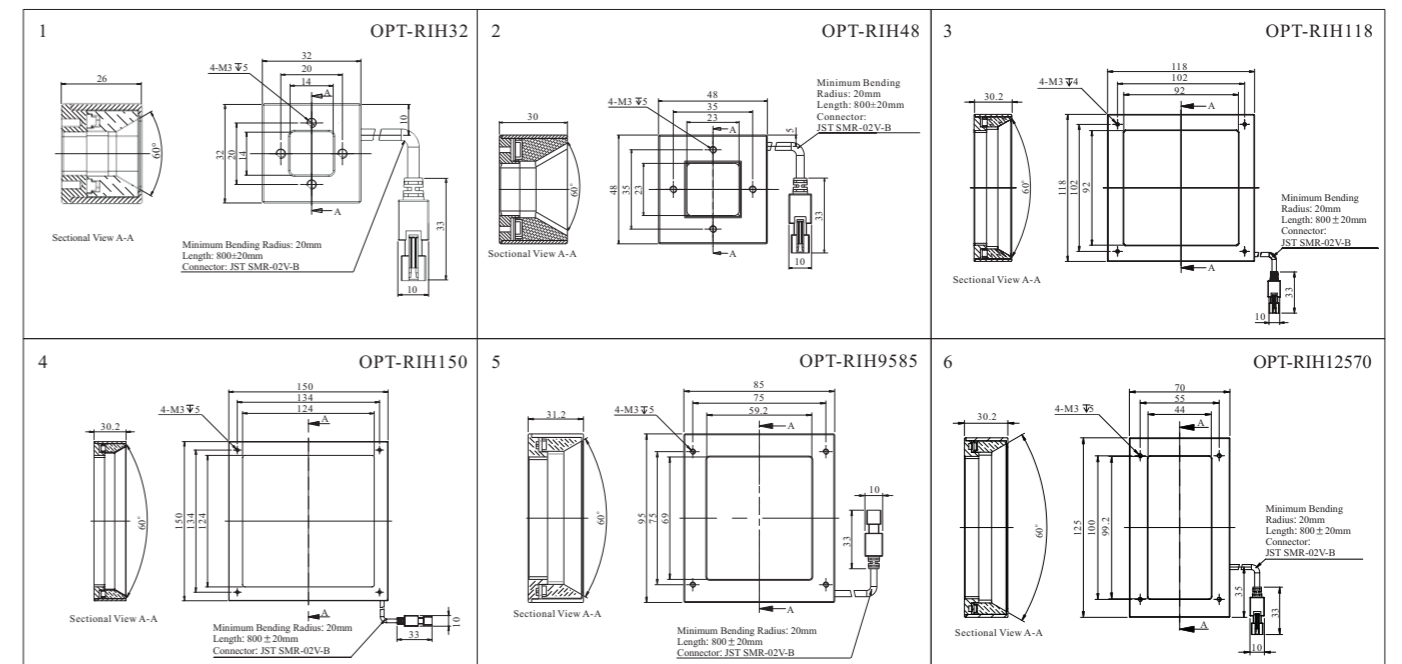


## Model Table

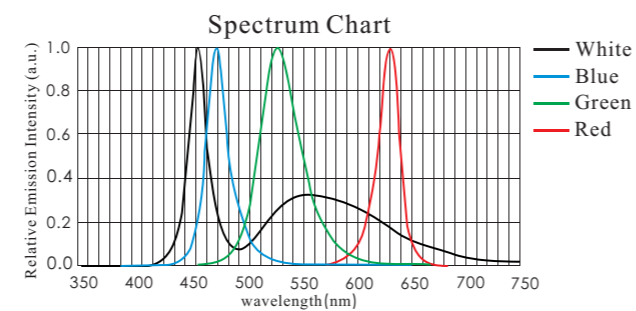
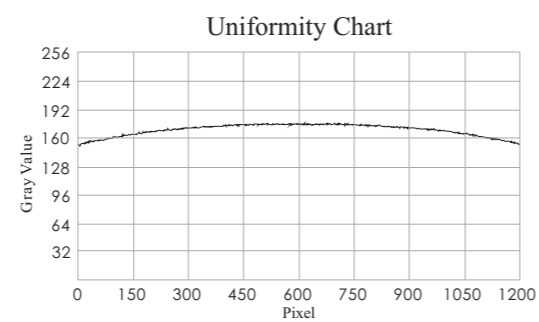
| No. | Model        | Output <span style="color:red">●</span> | Output <span style="color:blue">●</span> <span style="color:green">●</span> <span style="color:red">●</span> | Recommended controller |
|-----|--------------|---|--|------------------------|
| 1   | OPT-RIH32    | 24V/0.2W                                | 24V/0.7W   | OPT-DPA1024E           |
| 2   | OPT-RIH48    | 24V/0.5W                                | 24V/1.7W   | OPT-DPA1024E           |
| 3   | OPT-RIH118   | 24V/2.4W                                | 24V/2.7W   | OPT-DPA1024E           |
| 4   | OPT-RIH150   | 24V/1.9W                                | 24V/3.8W   | OPT-DPA1024E           |
| 5   | OPT-RIH9585  | 24V/1.2W                                | 24V/3.1W   | OPT-DPA1024E           |
| 6   | OPT-RIH12570 | 24V/1.7W                                | 24V/5.0W   | OPT-DPA1024E           |

## Dimensional Drawings [mm]



## Product Features

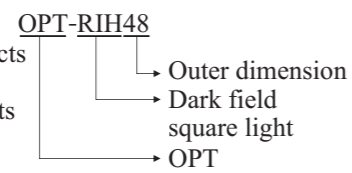
- High uniform illumination of the entire field of view from four directions
- Best suited for the inspection of square objects or parts of similar shape
- Different working distances create different results, depending on the demand of the application.



## Application Cases

- Inspection of surfaces for scratches, dents and other defects
- Recognition of printed letters, markers, bar codes, finger prints and textures

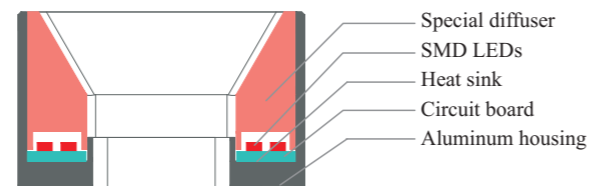
## Selection Guide



## Customization Options

- Color
- Shape and size
- Light source
- Mount method
- Heat transfer methods
- Independent control of different areas

## Section Structure Drawing

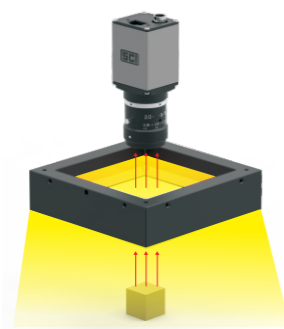


## Application Example

### Packaging box surface inspection



Original Image



Illuminated



Result Image